

### Features

- For use with a handshower and hose (sold separately).
- Includes check valve for backflow prevention.
- Integrated handshower bracket fits most handshowers.
- Coordinates with other products in the Exhale collection.

### Material

- Metal construction.
- KOHLER finishes resist corrosion and tarnishing.

### Installation

- Wall-mount.
- Easy installation using slip-fit connection.
- Includes 1218069 supply adapter.
- May require other adapter based on installation type (sold separately).



### Codes/Standards




ASME A112.18.1/CSA B125.1

### KOHLER® Faucet Lifetime Limited Warranty

See website for detailed warranty information.

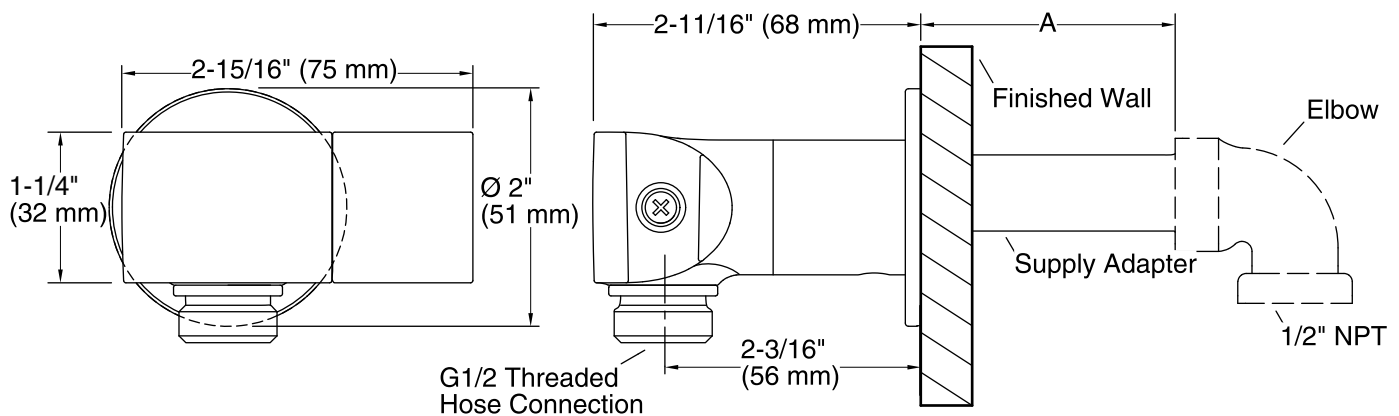
### Available Colors/Finishes

*Color tiles intended for reference only.*

Color	Code	Description
	CP	Polished Chrome
	SN	Vibrant® Polished Nickel
	BN	Vibrant® Brushed Nickel
	TT	Titanium

Supply Adapter	A
1218069 (included)	1-13/16" – 2-5/16" (46 mm – 59 mm)
1229031*	0 – 1/2" (0 – 13 mm)
1247986*	5/16" – 13/16" (8 mm – 21 mm)
1247985*	13/16" – 1-5/16" (21 mm – 33 mm)
1247984*	1-5/16" – 1-13/16" (33 mm – 46 mm)
1218070*	2-5/16" – 2-13/16" (59 mm – 71 mm)
1218071*	2-13/16" – 3-5/16" (71 mm – 84 mm)

\*Sold Separately



### Technical Information

All product dimensions are nominal.

### Notes

Install this product according to the installation guide.

If dimension "A" is between 1-13/16" (46 mm) and 2-5/16" (59 mm) use the included supply adapter. For the other dimensions, order the appropriate supply adapter.