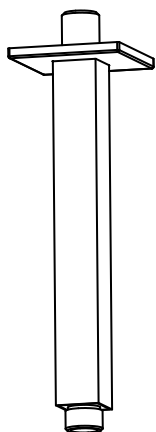


160.8CSA | Ceiling Mount Shower Arm - 8"



SPECIFICATIONS:

- Solid Brass Construction
- With Flange
- Also available in 6" (160.6CSA) and 12" Versions (160.12CSA)

FINISHES :

- Chrome - 160.8CSACP / Brushed Nickel - 160.8CSABN

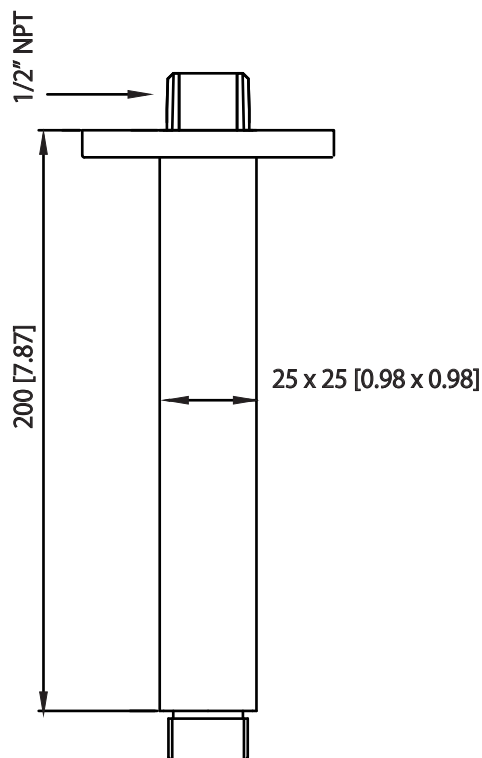
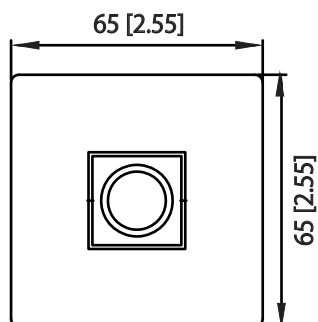
Legislation Compliance



ZeroDrip Technology



Technical Diagram



NOT TO SCALE