

RICHMOND

Two-Piece Toilet, RF

6123.821 Bowl, 6125.028 Tank

Product Features

- Vitreous china two-piece toilet
- Chair-height (16-1/2"), round-front bowl
- MicroGlaze™ anti-microbial, non-staining glaze
- 12" (305 mm) rough-in

EcoQUATTRO™ Flushing System

- High-performance, gravity flush
- 1.28 gallons (4.8 liters) per flush – High-efficiency toilet (HET)
- Fully-glazed, 2-1/8" internal trapway
- Oversized 3" flush valve
- Large 9" x 7" water surface area and optimized rim jets, for an exceptionally clean bowl

Accessories Included

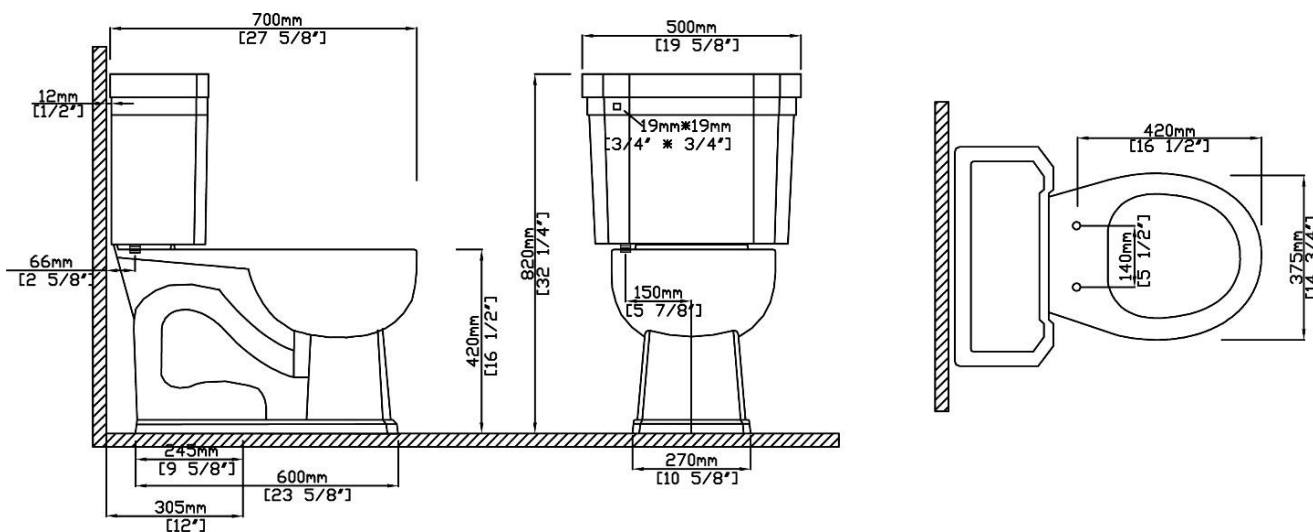
- Toilet seat and cover, with slow-close hinges
- Solid metal trip lever

Quality Assurance

- Factory flush-tested
- Limited lifetime product warranty



Dimensional Diagram







IMPORTANT: Dimensions are nominal and may vary within the range of tolerance per by NSI Standard A112.19.2. These measurements are subject to change. No responsibility is assumed for use of superseded or voided pages.

PRODUCT OPTIONS & PARTS

Glaze Color Options		
		
.01 White	.06 Biscuit	

Toilet Seat Options		
	SB-222 Seat Bolts	
9400.480		

Tank Levers & Trim Options			
	Front-Mount Lever .500 Chrome (Standard) .502 Polished Nickel .503 Satin Nickel .504 Polished Brass .508 Venetian Bronze .01 White Enamel		Front-Mount Lever .500 Chrome (Standard) .502 Polished Nickel .503 Satin Nickel .504 Polished Brass .508 Venetian Bronze .01 White Enamel
F-65 (Standard)		F-66	F-63
	Floor Bolt Caps, Plastic .01 White .06 Biscuit .05 Black		Floor Bolt Caps, Brass .500 Chrome (Standard) .502 Polished Nickel .503 Satin Nickel .504 Polished Brass .508 Venetian Bronze .01 White Enamel
MC-505 (Standard)		MC-507	

Metal Finish Options					
<i>Not all finishes are available for all parts. Refer to the finish options listed above for each part.</i>					
					
.500 Polished Chrome	.502 Polished Nickel	.503 Satin Nickel	.504 Polished Brass	.508 Venetian Bronze	.01 White Enamel

Valve & Installation Parts				
Fill Valve	Flush Valve	Flapper	Tank-to-Bowl Kit	Mounting Bolts
VL-3802	VH-4802.20	9400.518	9400.510	MB-111

Compliance Certifications	
<ul style="list-style-type: none"> ASME A112.19.2M CSA B45.1 	 Meets the Americans With Disabilities Act (ADA) guidelines and ANSI A117.1 requirements for accessible building facilities. Check local codes.