

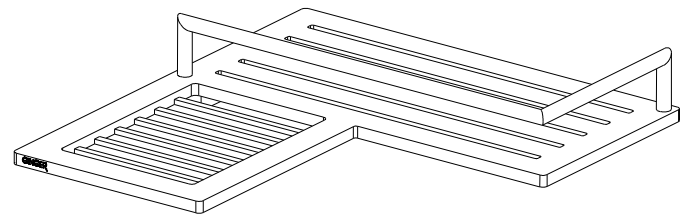
Features

- Solid brass frame
- Basket extends from corner approximately 8-13/16" and 9-3/8" along walls

Codes / Standards Compliance

Meets or exceeds the following at date of manufacture:

- All applicable US Federal and State material regulations



Colors / Finishes

- PC: Polished Chrome
- SN: Satin Nickel

Other: NA

Specified Model

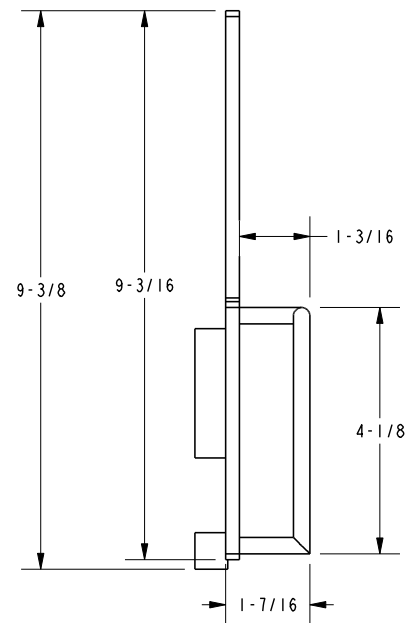
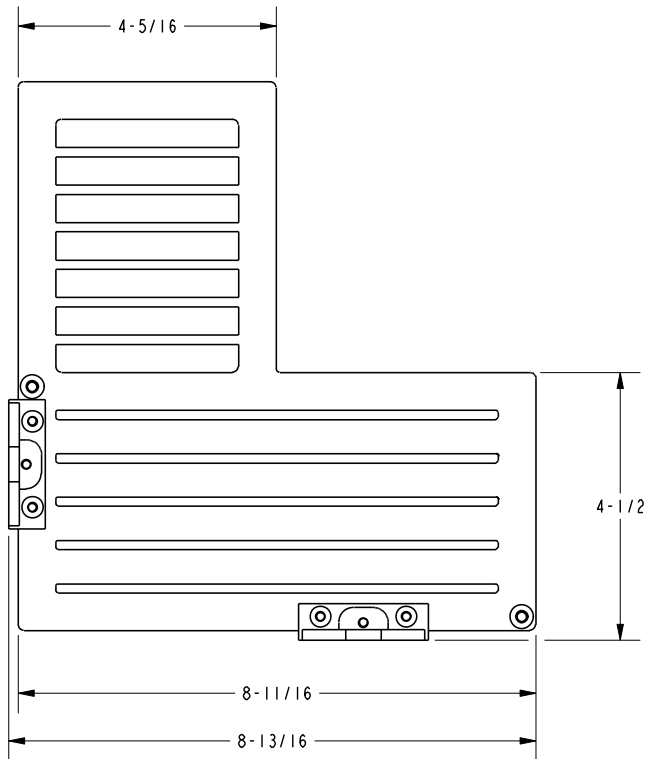
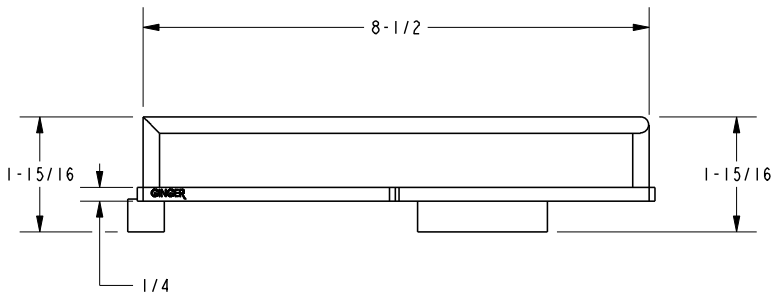
Model	Description	Colors Finishes
28504L	Corner Basket	<input type="checkbox"/> PC <input type="checkbox"/> SN

Product Specification: Add glass type designator and "Color / Finish" suffix to Model number, below.

The Basket shall be of solid brass construction. Basket Shelf shall incorporate a triangular shape that extends from corner approximately 8-13/16" and 9-3/16" along walls. Basket shall be Ginger Model 28504L/____ .

28504L

Product Dimensions *(units are in inches)*



Surface Basket 28504L

GINGER®