

London Terrace®

INSTALLATION INSTRUCTIONS
INSTRUCTIONS D'INSTALLATIONS
INSTRUCCIONES DE INSTALACIÓN

26550, 26555

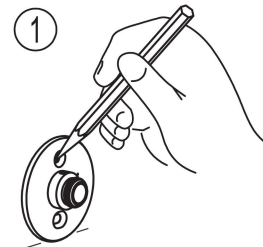


2001 CARNEGIE AVE
SANTA ANA CA
T. 949-417-5207
www.motiv.us

INSTALLATION INSTRUCTIONS

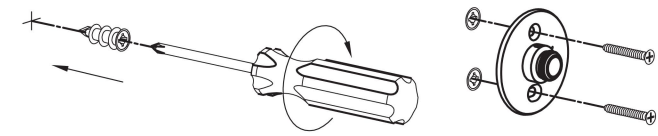
Instructions d'installations

Instrucciones de Instalación



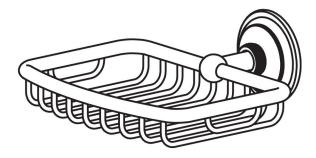

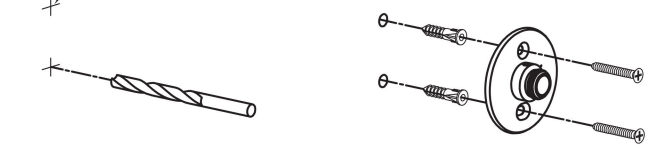
2 For Drywall
Pour le placoplâtre
Para Muro en Seco

Marks made in Step 1
Marques réalisées à l'étape 1
Marcas hechas en el Paso 1





2 For Tile or Solid Wall
Pour carreaux ou un mur plein
Para Azulejo o Pared Sólida


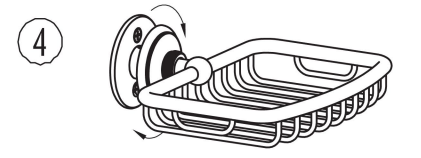
Marks made in Step 1 1/4" (Ø 6mm)
Marques réalisées à l'étape 1 1/4" (Ø 6mm)
Marcas hechas en el Paso 1 1/4" (Ø 6mm)



26550



26555



CARE OF FINE BRASS: to clean, use warm water only. NEVER use abrasives or detergents.
ENTRETIEN DU LAITON: nettoyez à l'eau chaude seulement. N'utilisez JAMAIS d'abrasifs ou de détergents.
CUIDADO DEL BRONCE FINO: para limpiar, solo use agua tibia. NUNCA use abrasivos o detergents.